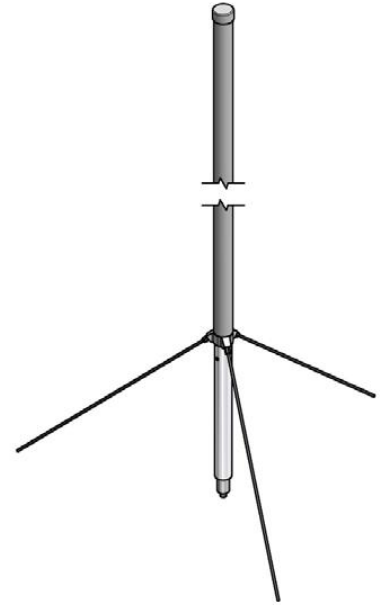


## GP1/FM

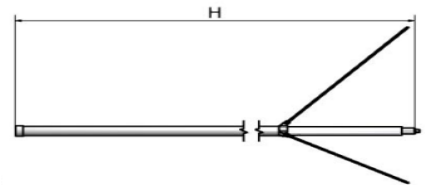
### i. Electrical Specification

Frequency Range	FM	
Polarization	Vertical	
Band Width		
Gain	≥ 0dBi	
Beam width	Horizontal	-
	Vertical	-
F-B ratio (Horizontal & Vertical)	-	
VSWR	1 : 1.5	
Impedance	50 Ω	
Maximum input power	100 W	

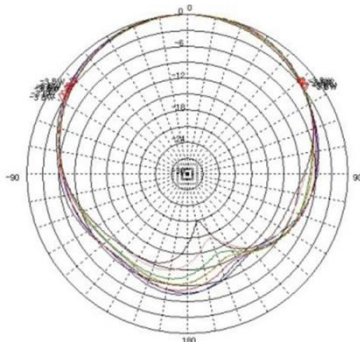


### ii. Mechanical Specification

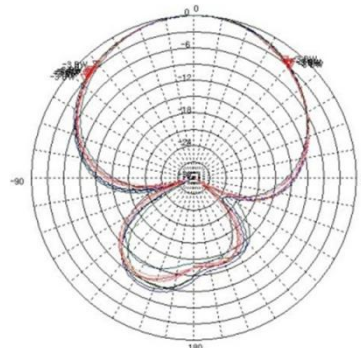
Radom Dimension ( H x D )	1400 x Ø20	
Weight ( Include bracket )	≤ 800 g	
Connector Type	N-Female	
Withstand Wind Pressure	60 m/sec	
Radome Material	FRP	
Radome Color	White	
Mechanical Down Tilt	-	
	-	
Temperature	-40 °C ~ 70 °C	



### iii. Radiation Pattern



Horizontal Pattern



Vertical Pattern